

Up to 430 watt

# WST-NGXB-D3 Full Black

N-Type Bifacial Glass-Glass Series

Higher yield panel design for commercial and residential owners



PERFORMANCE WARRANTY

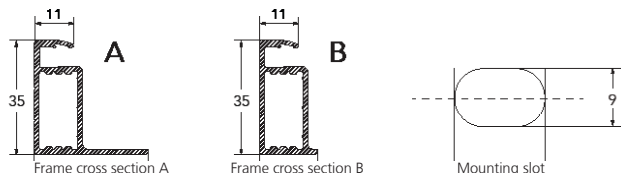
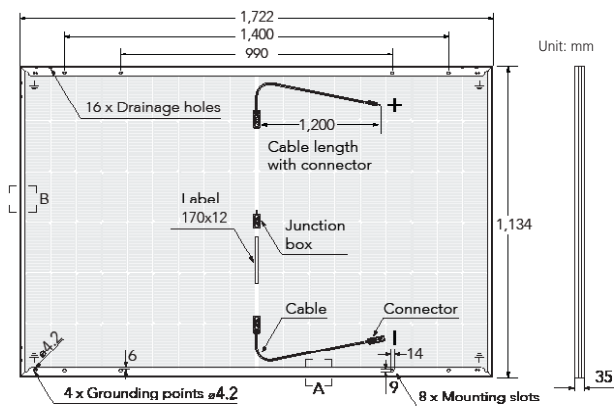


COMPLIMENTARY INSURANCE




[www.winaico.com.au](http://www.winaico.com.au)

## DIMENSIONS



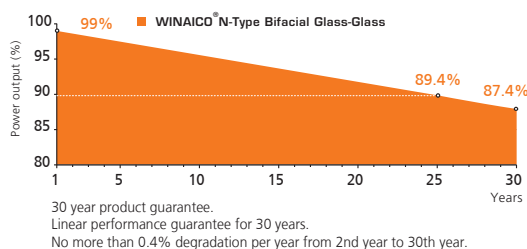
## PACKAGING



## MECHANICAL DATA WINAICO WST-NGXB-D3 SERIES

Cell	Monocrystalline, N-type, bifacial
Quantity and wiring of cells	108 (6 strings x 18 cells)
Bifaciality	Up to 80 %
Dimensions	1,722 x 1,134 x 35 mm (67.80 x 44.65 x 1.38 in)
Weight	24 kg (52.9 lbs)
Front-side glass	2.0 mm, tempered solar glass with anti-reflective coating
Back-side glass	2.0 mm, tempered solar glass, partially black printed
Encapsulant material	POE
Frame	Black anodised aluminium
Junction box	IP68, 3 bypass diodes
Connector type	Stäubli MC4-EVO2A IP68
Cable length (IEC/UL)	Cable 2 x 1.2 m (47.24 in) / 4 mm <sup>2</sup>
Fire safety class <sup>4</sup> (IEC61730)	C
Protection class (IEC 61140)	II

## WINAICO PERFORMANCE GUARANTEE



## Operating conditions

Operating temperature	-40 °C to +85 °C / -40 °F to +185 °F
Maximum system voltage IEC/UL	1,500V/1,500V
Maximum series fuse	30 A
Maximum design load (push/pull)	3,600 Pa/1,600 Pa
Maximum test load (push/pull)	5,400 Pa/2,400 Pa
Nominal module operating temperature NMOT	42 ± 2 °C
Temperature coefficient of P <sub>MAX</sub>	-0.30%/°C
Temperature coefficient of V <sub>OC</sub>	-0.25%/°C
Temperature coefficient of I <sub>SC</sub>	0.045%/°C
Certifications	IEC 61215-1:2021, IEC 61215-2:2021, IEC 61730-1:2021, IEC 61730-2:2021

## WINAICO WST-NGXB-D3

-40 °C to +85 °C / -40 °F to +185 °F

1,500V/1,500V

30 A

3,600 Pa/1,600 Pa

5,400 Pa/2,400 Pa

42 ± 2 °C

-0.30%/°C

-0.25%/°C

0.045%/°C

IEC 61215-1:2021, IEC 61215-2:2021, IEC 61730-1:2021, IEC 61730-2:2021

## Electrical data (STC)<sup>1</sup>

Nominal performance	P <sub>MAX</sub>	430	Wp
Voltage at maximum performance	V <sub>MP</sub>	32.68	V
Current at maximum performance	I <sub>MP</sub>	13.16	A
Open circuit voltage	V <sub>OC</sub>	38.60	V
Short circuit current	I <sub>SC</sub>	13.80	A
Module efficiency		22.02	%
Bifacial gain <sup>3</sup> *Depending on irradiation conditions	10 % Pmpp	473 (+43)	W
	15 % Pmpp	494 (+64)	W
	20 % Pmpp	516 (+86)	W
Power tolerance		0~+5W	W

## WST-430NGXB-D3 Full Black

430

Wp

32.68

V

13.16

A

38.60

V

13.80

A

22.02

%

473 (+43)

W

494 (+64)

W

516 (+86)

W

0~+5W

W

## Electrical data (NMOT)<sup>2</sup>

Nominal performance	P <sub>MAX</sub>	322	Wp
Voltage at maximum performance	V <sub>MP</sub>	30.51	V
Current at maximum performance	I <sub>MP</sub>	10.56	A
Open circuit voltage	V <sub>OC</sub>	36.52	V
Short circuit current	I <sub>SC</sub>	11.12	A

## WST-430NGXB-D3 Full Black

322

Wp

30.51

V

10.56

A

36.52

V

11.12

A

- Electrical data applies under standard test conditions (STC): solar radiation 1,000 W/m<sup>2</sup> with light spectrum AM 1.5, with cell temperature 25 °C. Measurement tolerance of P<sub>MAX</sub> at STC: ±3%. Accuracy of other electrical data: ±10%.
- Electrical data applies under Nominal Module Operating Temperature (NMOT), irradiance of 800 W/m<sup>2</sup>, spectrum AM 1.5, ambient temperature 20 °C, wind speed 1 m/s.
- The additional power gain from the rear side depends on the irradiance conditions at the installation site and the mounting situation.
- The fire safety test methods according to IEC 61730-2:2016 Annex B, Fire Tests of Roof Coverings.



**WINAICO Australia Pty Ltd**  
Tel + 61 2 8091 2771  
australia@winaico.com  
https://www.winaico.com.au/  
3/393 George Street, Sydney NSW 2000, Australia



WINAICO is a trademark of  
Win Win Precision Technology Co., Ltd.

## Win Win Precision Technology Co., Ltd

Tel + 886 3 568 8699 · info@w-win.com.tw  
www.wwpt.com.tw · www.winaico.com  
4F., No. 180, Sec. 2, Gongdao 5th Rd., East Dist.,  
Hsinchu City 300, Taiwan R.O.C.  
Made in China